



# HEAVY-DUTY ALLOY WHEEL PAINTING/REPAIR STAND - SINGLE WHEEL CAPACITY

MODEL NO: **MK72**

Thank you for purchasing a Sealey product. Manufactured to a high standard, this product will, if used according to these instructions, and properly maintained, give you years of trouble free performance.

**IMPORTANT:** PLEASE READ THESE INSTRUCTIONS CAREFULLY. NOTE THE SAFE OPERATIONAL REQUIREMENTS, WARNINGS & CAUTIONS. USE THE PRODUCT CORRECTLY AND WITH CARE FOR THE PURPOSE FOR WHICH IT IS INTENDED. FAILURE TO DO SO MAY CAUSE DAMAGE AND/OR PERSONAL INJURY AND WILL INVALIDATE THE WARRANTY. KEEP THESE INSTRUCTIONS SAFE FOR FUTURE USE.



Refer to instruction manual



Wear protective gloves



Wear protective footwear



Wear protective clothing

## 1. SAFETY

- ✓ Only use on firm, level, unobstructed surfaces which are capable of supporting the stand and wheel rims.
- ✗ **DO NOT** overload.
- ✓ Always load the stand carefully to ensure maximum balance and stability.
- ✓ Apply the brakes before commencing work.
- ✗ **DO NOT** stand/ride on the stand, or allow others to do so.
- ✓ Replace or repair damaged parts. Use only recommended parts. Unauthorised parts may be dangerous and will invalidate the warranty.
- ☐ **WARNING!** Failure to comply with these instructions may result in loss of load, damage to the stand or other property and/or personal injury.
- ☐ **WARNING!** The warnings, cautions and instructions discussed in this instruction manual cannot cover all possible conditions and situations that may occur. It must be understood that common sense and caution are factors which cannot be built into this product, but must be applied by the operator.

## 2. INTRODUCTION

Fully adjustable supporting bars and cones for optimum height. Cone is angled for ease of use. Holds wheel up to 22". Supplied with 100mm PU wheels for moving the stand round the workshop or spray booth. Rotates the wheels on the cones so that each wheel can be painted completely.


## 3. SPECIFICATION

Model No.: .....**MK72**  
 Max. Load Capacity: ..... 50kg  
 Size (W x D x H): ..... 800 x 800 x 1000mm

## 4. ASSEMBLY




Assemble stand according to parts diagram.



 **ENVIRONMENT PROTECTION**  
 Recycle unwanted materials instead of disposing of them as waste. All tools, accessories and packaging should be sorted, taken to a recycling centre and disposed of in a manner which is compatible with the environment. When the product becomes completely unserviceable and requires disposal, drain any fluids (if applicable) into approved containers and dispose of the product and fluids according to local regulations.



**Note:** It is our policy to continually improve products and as such we reserve the right to alter data, specifications and component parts without prior notice.  
**Important:** No Liability is accepted for incorrect use of this product.  
**Warranty:** Guarantee is 12 months from purchase date, proof of which is required for any claim.

**Sealey Group, Kempson Way, Suffolk Business Park, Bury St Edmunds, Suffolk. IP32 7AR**  
 **01284 757500**  **sales@sealey.co.uk**  **www.sealey.co.uk**